

The **consolle** air-conditioner without outdoor unit.







Design by Dario Tanfoglio

## FEATURES

Cooling capacity: 2.1 kW  
Available in versions: SF (Cooling only) - HP (Heat Pump)  
Double class **A**  
Refrigerant gas R410A\*  
Easy installation: Unico can be installed from the inside in a few minutes  
Removable remote control on machine  
24 hour Timer

## FUNCTIONS

-  **Fan only mode**
-  **Dehumidification only mode**
-  **Auto mode:** changes parameters depending on ambient temperature.
-  **Sleep mode:** gradually increases the temperature set and ensures reduced noise for greater wellbeing at night.

## REDUCED GRIDS Ø 16 CM



## SUPPORTING LEGS

Equipped with two supporting legs for a more stable positioning.



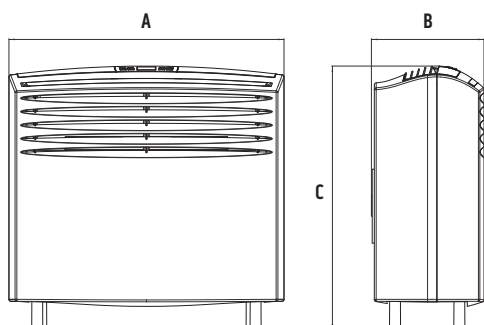
## REMOTE CONTROL

Removable remote control for more practicality



## HEAT PUMP

Heat pump air conditioner. Thanks to this feature you can replace traditional heating in intermediate seasons or support it.



UNICO EASY				
	A	B	C	Weight kg
mm	693	284	665	43

\* Hermetically sealed equipment containing fluorinated gas with GWP equivalent 2088

			UNICO EASY SF	UNICO EASY HP
Product code			01056	00981
Nominal cooling capacity (1)	P rated	kW	❄️ 2,1	❄️ 2,0
Cooling power (min/max) (1)		kW	-	-
Nominal heating capacity (1)	P rated	kW	-	🔥 2,0
Heating power (min/max) (1)		kW	-	-
Nominal power consumption for cooling (1)	PEER	kW	0,8	0,8
Power consumption for cooling (min/max) (1)		kW	-	-
Nominal absorption for cooling (1)		A	3,50	3,40
Absorption for cooling (min/max) (1)		A	-	-
Nominal power consumption for heating (1)	PCOP	kW	-	0,7
Power consumption for heating (min/max) (1)		kW	-	-
Nominal absorption for heating (1)		A	-	3,2
Absorption for heating (min/max) (1)		A	-	-
Nominal energy efficiency index (1)	EERd		2,7	2,6
Nominal efficiency coefficient (1)	COPd		-	2,8
Energy efficiency class in cooling (1)			A	A
Energy efficiency class in heating (1)			-	B
Energy consumption in "thermostat off" mode	PTO		26,0	26,0
Energy consumption in "standby" mode (EN 62301)	PSB		1,0	1,0
Energy consumption for double pipe appliances (1) cooling	QDD	kWh/h	0,8	0,8
Energy consumption for double pipe appliances (1) heating	QDD	kWh/h	-	0,7
Supply voltage	V-F-Hz		230-1-50	230-1-50
Supply voltage minimum/maximum	V		196 / 253	216 / 244
Maximum power consumption in cooling mode (1)	W		879	1000
Maximum absorption in cooling mode (1)	A		3,9	3,9
Maximum power consumption in heating mode (1)	W		-	900
Maximum absorption in heating mode (1)	A		-	3,8
Maximum power consumption with electric resistance heating	W		-	-
Maximum absorption with electric resistance heating	A		-	-
Dehumidification capacity	l/h		1,0	0,9
Air flow rate in cooling environment (max/med/min)	m³/h		328 / 300 / 274	310 / 280 / 250
Air flow rate in heating environment (max/med/min)	m³/h		-	310 / 280 / 250
Air flow rate with electric resistance heating environment	m³/h		-	-
External air flow rate in cooling (max/min)	m³/h		429 / 258	430 / 350 / 260
External air flow rate in heating (max/min)	m³/h		-	400 / 350 / 260
Internal ventilation speed			3	3
External ventilation speed			2	3
Diameter wall holes	mm		162	162
Electric resistance heating			-	-
Maximum range remote control (distance / angle)	m / °		8 / ±80°	8 / ±80°
Dimensions (Larg. x Alt. x Prof.) (without packaging)	mm		693 x 666 x 276	693 x 666 x 276
Dimensions (Larg. x Alt. x Prof.) (with packaging)	mm		768 x 806 x 374	768 x 806 x 374
Weight (without packaging)	Kg		39	39
Weight (with packaging)	Kg		43	43
Internal sound pressure (Min Max) (2)		dB(A)	🔊 33-42	🔊 33-44
Internal sound power level (EN 12102)	LWA	dB(A)	57	59
Degree of protection provided by covers			IP 20	IP21
Refrigerant gas*	Type		R410A	R410A
Global warming potential	GWP	kgCO2 eq.	2088	2088
Refrigerant gas charge		kg	0,55	0,51
Maximum operating pressure		MPa	3,6	3,6
Power cable (N° pole x section mm²)			3 x 1,5	3 x 1,5

LIMITS OF OPERATING CONDITIONS

Indoor Ambient Temperature	Maximum temperature in cooling	DB 35°C - WB 32°C
	Minimum temperature in cooling	DB 16°C
	Maximum temperature in heating	-
	Minimum temperature in heating	-
Outdoor Ambient Temperature	Maximum temperature in cooling	DB 43°C - WB 32°C
	Minimum temperature in cooling	DB 18°C - WB 16°C
	Maximum temperature in heating	-
	Minimum temperature in heating	-

(1) TEST CONDITIONS: data refers to regulation EN14511

(2): Data test declaration in semianechoic room at a distance of 2m, minimum sound pressure with ventilation only.

- By maintaining the same center to center distance of inlet and outlet holes and the possibility of installation with 162 mm diameter holes, models in the Unico Smart,

Unico Inverter and Unico Act range may easily substitute previously installed Unico Star and Unico Sky models.

\* hermetically sealed equipment containing fluorinated gas with GWP equivalent 2088